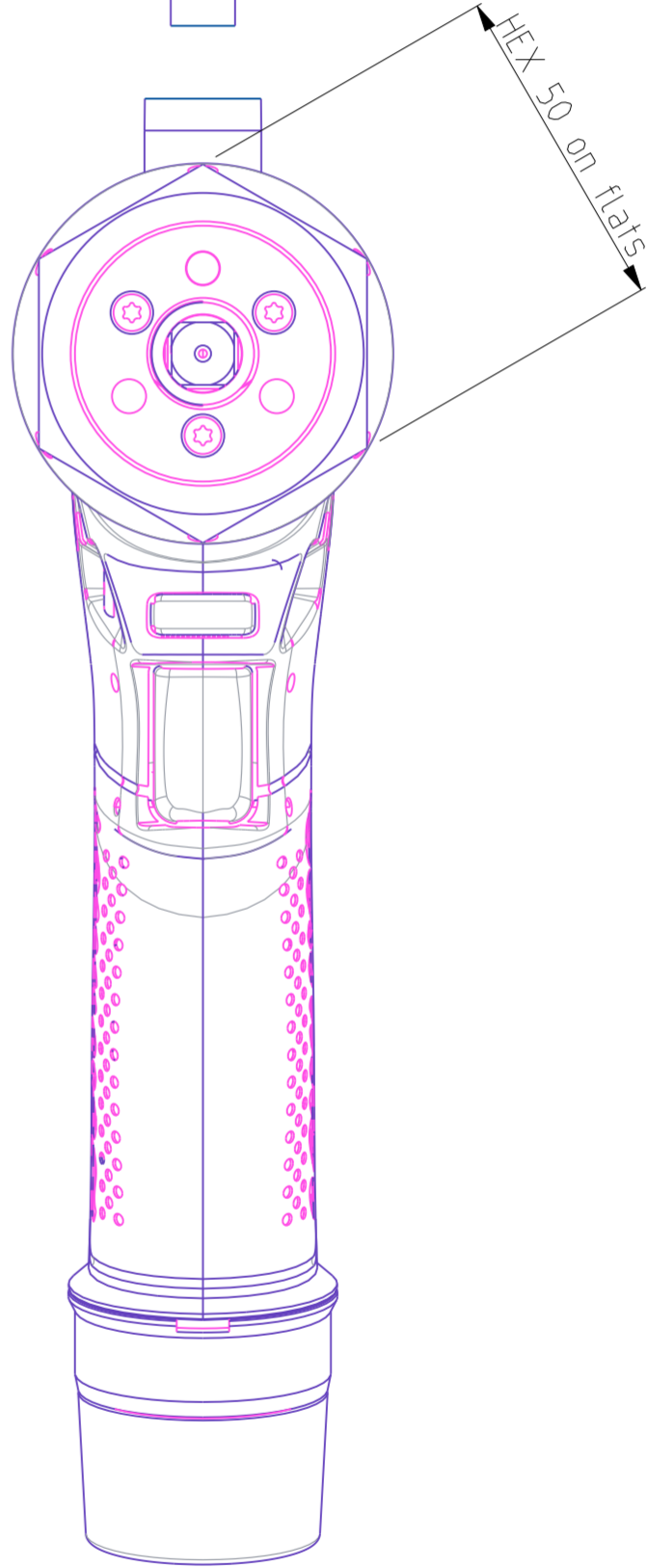
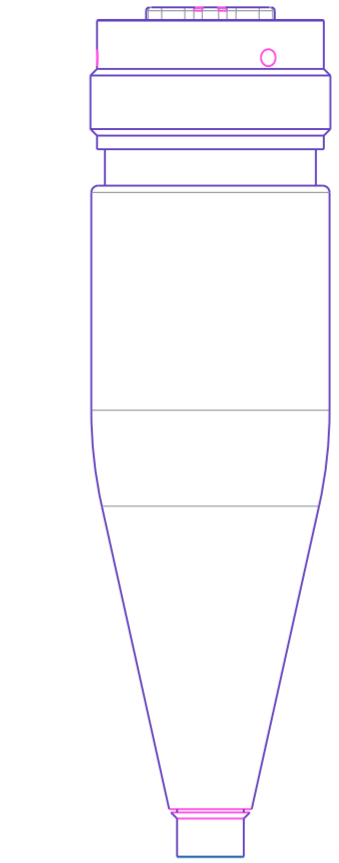
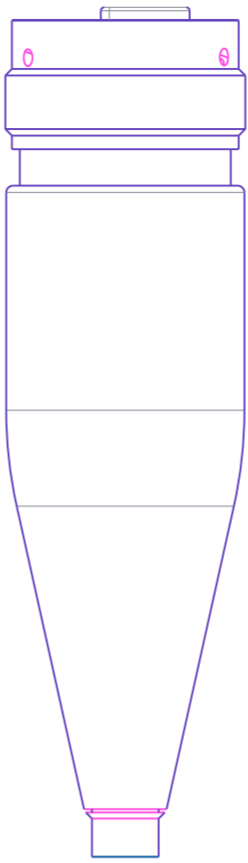



This document is our property and shall not without our permission be altered, copied, used for manufacturing or communicated to any other person or company.
Ce document est notre propriété et ne doit pas être modifié, copié, utilisé pour la fabrication ou communiqué à des tiers.

Do not get any dimensions directly from the drawing.
Ne relever jamais une cote sur le plan.

Model name	6151663060_DIM	Model Release Level	Production	Rev. Ver	010
Drawing name	6151663060_DIM	Drawing Release Level	Production	Rev. Ver	010

01	-	-	Release for Production	2023/08/10	ALG
REV.N°	ECN.N°	POS.	MODIFICATION DETAILS	DATE YYYY/MM/DD	INIT.



DESCRIPTION		EPD40 -1260 -10S-1		DATE 2023/08/10		1 / 1	
DRG.SIZE A2	MODEL NAME 6151663060_DIM	WEIGHT 0.000 Kg	RELEASE LEVEL Production				
SCALE 0.9	BLANK DRG. -	PROTO DRG. -	DRG.No 6151663060_DIM				
DRAWN BY ALG							Rev. 01

R0000618