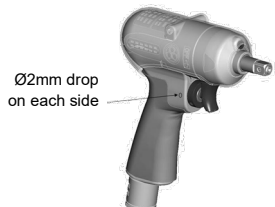
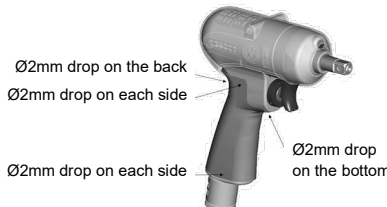

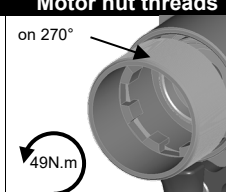

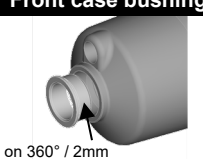
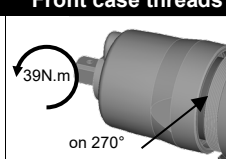
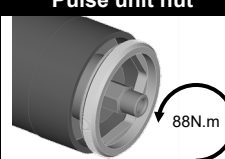
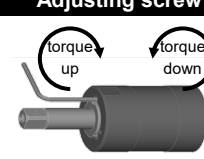


Part no	6159949630	PTF024-T6700-I10S PTF020-T6700-I4Q
Issue no	05	
Series no	A	
Page	4/4	


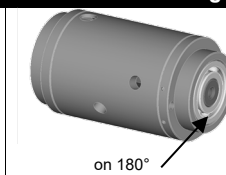
Mounting

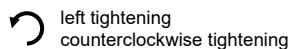
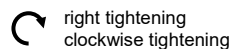
Reverse valve pin	Handle grip
 <p>Ø2mm drop on each side</p>	 <p>Ø2mm drop on the back Ø2mm drop on each side Ø2mm drop on the bottom</p>
Konishi, Quick5	Toagosei, Gel10

Inlet threads	Motor nut threads	Trigger / Setting screw threads
 <p>on 180° 29N.m</p>	 <p>on 270° 49N.m</p>	 <p>Ø3mm drop tight</p>
ThreeBond 1401	ThreeBond 1401	ThreeBond 1110B

Front case bushing	Front case threads	Pulse unit nut	Adjusting screw
 <p>on 360° / 2mm</p>	 <p>on 270° 39N.m</p>	 <p>88N.m</p>	 <p>torque up torque down</p>
ThreeBond 1103B	ThreeBond 1401		

Lubrication

Pulse unit	Motor rear bearing
 <p>0.45ml to be removed from 100% fill</p>	 <p>on 180°</p>
Nippon Oil Corp., Super Hyrando (SE32)	Idemitsu Kosan, Daphne Eponex (NO2)



Desoutter Industrial © Copyright 2019, Ets Georges Renault 44818 St Herblain, FR	Part no 6159949630 Issue no 05 Series no A Page 1 / 4
--	--

PTF024-T6700-I10S	6151720720
PTF020-T6700-I4Q	6151721010

PTF024-T6700-I10S PTF020-T6700-I4Q



Specifications

Bolt size	Rotational frequency	Mass (without socket)		Overall length (without socket)		Air inlet thread	Air hose size		Air consumption (at load)	
mm	rpm	kg	lb	mm	in	in	mm	in	l/min	cfm
M6	6700	0.8	1.7	140	5 1/2	PT 1/4	6.3	1/4	360	12.7

	Spindle type	Size		Recommended torque range					
		mm	in	N.m		kg.m		ft.lbf	
PTF024-T6700-I10S	Square drive	9.5	3/8	16	24	1.6	2.4	11.8	17.7
PTF020-T6700-I4Q	Bit shank	6.3	1/4	9	20	0.9	2.0	6.6	14.7

Safety manual	2050502163
Instructions manual	6159949610
EC declaration of conformity	6159949620

Maintenance operations

Every 3 months / 100,000 cycles*
 Every 6 months / 200,000 cycles*
 Every 12 months / 400,000cycles*
 *which ever comes first

Refill and adjust oil in pulse unit
 Replace parts of service kits
 Check wearing parts and replace if necessary

This diagram is an exploded view of a mechanical assembly, likely a pump or motor. It shows the following components and their assembly sequence:

- Top Section (Input/Drive):** Includes a drive shaft assembly (L01, 593, 490, 226, 385, C09, C51, C02, 592, C52, C07, 589, B01, 587, 583, 541 B, 551, 590, 591, 438, 588, C01, 711) and a coupling or seal assembly (308, B38, 771, 712, C53, C05, B02).
- Middle Section (Main Body):** Features a main housing (255) with internal components (A02, B33, 211, 207, 208, 209, 210, A01, C14, 201, 651) and a central shaft assembly (B32, B31).
- Bottom Section (Output/Control):** Includes a control or output assembly (D71, 121, B05, 135, 124, J01, 131, 132, C08, 113, 110, C03, 120, B04) and a final output or seal assembly (372, Z50, Z51, C10, 250, 237, C11, 171, 557).
- Right Section (Accessories):** Shows a separate assembly (440, 388, 664, 625, J05, 438) that may be an alternative or additional component.

Ref No.	Ordering No.	Qty	Description
1			FRONT CASE KIT
L01		1	PLUG
593	5412058614	1	FRONT CASE
490		1	SPINDLE BUSHING
S.1	5412060483		FRONT CASE SERVICE KIT
INCL.	L01, 490, 104		
2			PULSE UNIT KIT
2.1			OIL CYLINDER KIT
104		1	BUSHING
226	5412057024	1	OIL PLUG
C09		1	O RING (HNBR80)
592	5412058613	1	CYLINDER CASE
385		1	ADJUSTING SCREW
C51		1	BACK UP RING
C02		1	O RING (HNBR80)
C52		1	BACK UP RING
C07		1	X RING (HNBR80)
589	5412058612	1	OIL CYLINDER LOWER PLATE
308		1	SPACER
B38		1	NEEDLE ROLLER
771	5412058441	1	SPRING
712		1	DAMPER
C53		1	BACK UP RING
C05		1	O RING
B01		2	NEEDLE ROLLER
587	5412058610	1	OIL CYLINDER
B02		2	NEEDLE ROLLER
438	5412058608	1	SPINDLE (10S)
	5412068979	1	SPINDLE (4Q)
591		2	BLADE SPRING
590	5412058436	2	SPINDLE BLADE
588	5412058611	1	OIL CYLINDER UPPER PLATE
C01		1	O RING (HNBR80)
711		1	CYLINDER COVER
2.2	5412060489		SOCKET RETAINER KIT (10S)
551		1	PLUG
541B		1	BUTTON RETAINER SPRING (F)
583		1	RETAINER BUTTON (F)
2.3	5412068982		SOCKET RETAINER KIT (4Q)
440		1	RING
388		1	SPRING HOLDER
664		1	FINDER SPRING
625		1	BIT COVER
J05		1	BALL
S.2	5412060491		PULSE UNIT SERVICE KIT
INCL.	C09, C51, C02, C52, C07, 308, C53, C05, B01, B02, 591, C01		
3			MOTOR KIT
207	5412058423	1	ROTOR
208	5412058424	9	ROTOR BLADE
209	5412058601	1	CYLINDER
B31		1	SPRING PIN
B32		1	SPRING PIN
C14		2	O RING
3.1	5412060501		LOWER PLATE KIT
A02		1	BALL BEARING
211		1	CYLINDER LOWER PLATE
B33		1	SPRING PIN
3.2	5412060507		UPPER PLATE KIT
210		1	CYLINDER UPPER PLATE
A01		1	BALL BEARING
S.3	5412060512		MOTOR SERVICE KIT
INCL.	C14, A02, A01		
4			HOUSING KIT
4.1	5412060522		HANDLE KIT (10S)
	5412068983		HANDLE KIT (4Q)
201		1	HOUSING
557		1	PROTECTOR
Z50		1	NAME PLATE
Z51		2	SCREW RIVET
4.2	5412060536		THROTTLE KIT
121		1	THROTTLE VALVE LEVER
B05		1	SPRING PIN
135	5412057223	1	REVERSE VALVE LEVER
D71		1	SET SCREW
124		1	KNOCK SPRING
J01		1	BALL
131		1	REVERSE VALVE
132		1	REVERSE VALVE BUSHING
C08		1	O RING
113		1	THROTTLE VALVE ROD
110		1	THROTTLE VALVE
C03		1	O RING (HNBR80)
120		1	THROTTLE VALVE COVER
B04		1	GROOVED PIN
4.3	5412060539		INLET KIT
171	5412058445	1	INLET JOINT
C11		1	O RING
237		1	MUFFLER PAD
250	5412057876	1	EXHAUST COVER
C10		1	O RING
S.4	5412060543		HOUSING SERVICE KIT
INCL.	124, J01, C08, 110, C03, C11, 120, 237, C10		
			OTHER PARTS
372	5412060456	1	PLASTIC COVER
651	5412058474	1	HANGER (HORIZONTAL)
255	5412058604	1	MOTOR FASTENING NUT
	5412060286	1	WARNING LABEL
			STANDARD ACCESSORIES
	5412054450	1	AIR NIPPLE
		1	HEX PIN WRENCH
		1	HEX PIN WRENCH

Desoutter 