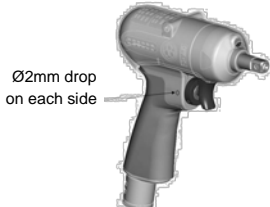
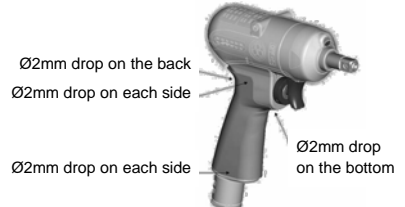
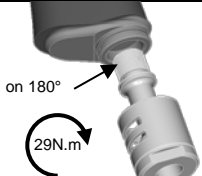
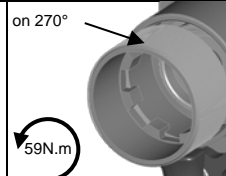
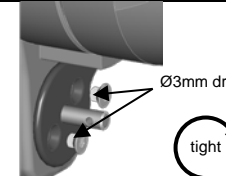
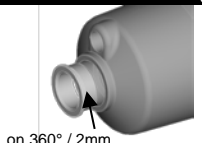
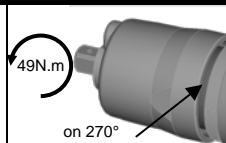



Part no	6159949635	PTF136-T5000-I13S
Issue no	05	
Series no	A	
Page	4/4	

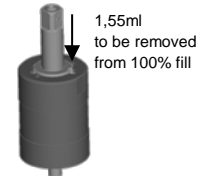
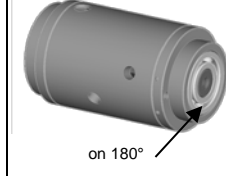
## Mounting

Reverse valve pin	Handle grip
 <p>Ø2mm drop on each side</p>	 <p>Ø2mm drop on the back Ø2mm drop on each side Ø2mm drop on the bottom</p>
Konishi, Quick5	Toagosei, Gel10

Inlet threads	Motor nut threads	Trigger / Setting screw threads
 <p>on 180° 29N.m</p>	 <p>on 270° 59N.m</p>	 <p>Ø3mm drop tight</p>
ThreeBond 1401	ThreeBond 1401	ThreeBond 1110B

Front case bushing	Front case threads	Pulse unit nut	Adjusting screw
 <p>on 360° / 2mm 49N.m</p>	 <p>on 270° 196N.m</p>	 <p>torque up torque down</p>	
ThreeBond 1103B	ThreeBond 1401		

## Lubrication

Pulse unit	Motor rear bearing
 <p>1,55ml to be removed from 100% fill</p>	 <p>on 180°</p>
Nippon Oil Corp., Super Hyrando (SE32)	Idemitsu Kosan, Daphne Eponex (NO2)

right tightening  
clockwise tightening

left tightening  
counterclockwise tightening

<b>Desoutter</b> 	<b>Industrial</b>	Part no	6159949635
© Copyright 2019, Ets Georges Renault		Issue no	05
44818 St Herblain, FR		Series no	A
		Page	1 / 4

PTF136-T5000-I13S 6151720780

PTF136-T5000-I13S



## Specifications

Bolt size	Square drive size		Mass (without socket)		Overall length (without socket)		Air inlet thread	Air hose size	
mm	mm	in	kg	lb	mm	in	in	mm	in
M10-M12	12,7	1/2	1,8	4,0	184,0	7 1/4	PT 1/4	9,5	3/8

Recommended torque range						Rotational frequency	Air consumption (at load)	
N.m		kgf.m		ft.lb		rpm	l/min	cfm
80	136	8,1	13,8	59,0	100,3	5000	800	28,2

Safety manual	2050502163
Instructions manual	6159949610
EC declaration of conformity	6159949620

## Maintenance operations

Every 3 months / 100,000 cycles\*  
Every 6 months / 200,000 cycles\*  
Every 12 months / 400,000cycles\*  
\*which ever comes first

Refill and adjust oil in pulse unit  
Replace parts of service kits  
Check wearing parts and replace if necessary

This diagram shows an exploded view of a mechanical assembly, likely a pump or motor. The components are numbered as follows:

- Top Section (Left to Right):** L01, 593, 490, 226, 385, C10, C51, C32, C34, 592, C52, B35, C35, 587, B34, 583, 551, 541 B, 591, 438, 588, C30, 711.
- Top Section (Bottom to Top):** 308 B, B38, 771, 712, C53, C38, 757, 308 A, 590, B37.
- Middle Section (Left to Right):** 255, A02, B33, 211, 207, 208, 209, 210, A01, C03, C02, 201, 651.
- Middle Section (Bottom to Top):** B32, B31, 372, Z50, Z51, C05, 250, 237, C06, 171, 557.
- Bottom Section (Left to Right):** 121, B01, 129, C07, 110, 113, C01, 132, 131, 541, J03, 135, D52.
- Bottom Section (Bottom to Top):** B04, 201, 372, Z50, Z51, C05, 250, 237, C06, 171, 557.

Ref No.	Ordering No.	Qty	Description
1			FRONT CASE KIT
L01		1	PLUG
593	5412058677	1	FRONT CASE
490		1	SPINDLE BUSHING
S.1	5412060485		FRONT CASE SERVICE KIT
INCL.	L01, 490		
2			PULSE UNIT KIT
2.1			OIL CYLINDER KIT
226	5412058454	1	OIL PLUG
C10		1	O RING (HNBR80)
592	5412058676	1	CYLINDER CASE
385		1	ADJUSTING SCREW
C51		2	BACK UP RING
C32		1	O RING (HNBR80)
C34		1	O RING (HNBR80)
C52		1	BACK UP RING
C35		1	X RING (HNBR80)
308B		1	SPACER
B38		1	NEEDLE ROLLER
771	5412058544	1	SPRING
712		1	DAMPER
C53		1	BACK UP RING
C38		1	O RING (HNBR80)
B35		2	NEEDLE ROLLER
587	5412058674	1	OIL CYLINDER
B34		2	NEEDLE ROLLER
757		1	NEEDLE
308A		1	SPACER
438	5412060466	1	SPINDLE
591		2	BLADE SPRING
590	5412058566	2	SPINDLE BLADE
B37		4	SPRING PIN
358	5412058675	1	OIL CYLINDER UPPER PLATE
C30		1	O RING (HNBR80)
711		1	CYLINDER COVER
2.2	5412060490		SOCKET RETAINER KIT
551		1	PLUG
541B		1	BUTTON RETAINER SPRING (F)
583		1	RETAINER BUTTON (F)
S.2	5412060494		PULSE UNIT SERVICE KIT
INCL.	C10, C51, C32, C52, C34, C35, 308B, C53, C38, B35, B34, 591, C30		
3			MOTOR KIT
207	5412058550	1	ROTOR
208	5412058551	9	ROTOR BLADE
209	5412058668	1	CYLINDER
B31		1	SPRING PIN
B32		1	SPRING PIN
C02		1	O RING
C03		1	O RING
3.1	5412060505		LOWER PLATE KIT
A02		1	BALL BEARING
211		1	CYLINDER LOWER PLATE
B33		1	SPRING PIN
3.2	5412060510		UPPER PLATE KIT
210		1	CYLINDER UPPER PLATE
A01		1	BALL BEARING
S.3	5412060515		MOTOR SERVICE KIT
INCL.	C02, C03, A02, A01		
4			HOUSING KIT
4.1	5412060527		HANDLE KIT
201		1	HOUSING
557		1	PROTECTOR
Z50		1	NAME PLATE
Z51		2	SCREW RIVET
4.2	5412060538		THROTTLE KIT
121		1	THROTTLE VALVE LEVER
B01		1	SPRING PIN
129		1	THROTTLE VALVE ROD BUSHING
135	5412058547	1	REVERSE VALVE LEVER
D52		2	CAP SCREW
541		1	BUTTON RETAINER SPRING (F)
J03		1	BALL
131		1	REVERSE VALVE
132		1	REVERSE VALVE BUSHING
C01		1	O RING
113		1	THROTTLE VALVE ROD
110		1	THROTTLE VALVE
C07		1	O RING
B04		1	GROOVED PIN
4.3	5412060541		INLET KIT
171	5412058548	1	INLET JOINT
C06		1	O RING
237		1	MUFFLER PAD
250	5412057698	1	EXHAUST COVER
C05		1	O RING
S.4	5412060546		HOUSING SERVICE KIT
INCL.	541, J03, C01, 110, C07, C06, 237, C05		
			OTHER PARTS
372	5412060460	1	PLASTIC COVER
651	5412058474	1	HANGER (HORIZONTAL)
255	5412058669	1	MOTOR FASTENING NUT
	5412060286	1	WARNING LABEL
			STANDARD ACCESSORIES
	5412054452	1	AIR NIPPLE
		1	HEX PIN WRENCH
		1	HEX PIN WRENCH

Parts or kits without ordering number are not sold separately